

EASY HAJJ & UMRAH

COMPILED BY

**HAFIZ DR. SYED KHALEELULLAH
BASHEER OWAIS BUKHARI**

(FAZIL NIZAMIA & M.PHIL (OSM))

ABUL FIDA ISLAMIC RESEARCH CENTRE

HYDERABAD, INDIA-500053

0091-9885775719, WHATSAPP: 0091-7416387879

EASY HAJJ & UMRAH GUIDE

FOREWORD

In the Name of Allah, Most Merciful, Most Kind All praise is for Allah Almighty the One, the Only, the Lord of all the worlds, the ever Merciful. Infinite peace and blessings of Allah upon His most noble Messenger (Peace be upon him) and slave, our master and the leader of all the worlds, the mercy to mankind, the seal of the Prophets, and on his most purest family members and his chosen companions and disciples. In particular Sayyiduna Abu Bakr , the truthful; Sayyiduna Umar , the differentiator; Sayyiduna Uthmaan , the generous and Sayyiduna Ali , the lion of Allah, and on all the righteous heirs, the people of knowledge and the friends of Allah, the people of remembrance. May Allah be pleased with them all.

By His Grace, kindness & help, Allah has made easy for Hafiz Syed Shah Khaleelullah Basheer Owais Bukhari, Fazil Jamia Nizamia & M. Phil (Osm) the compiler of this book (Easy Hajj & Umrah Guide) with the purpose of highlighting the easy method of Hajj & Umrah with the etiquettes and evidence of visiting the Rawdah of

EASY HAJJ & UMRAH GUIDE

Prophet to the new generation in English. This book, in fact, was a power point presentation that the compiler use in Hajj & 'Umrah workshops within the country and abroad. In this brief guide the author gathered all the necessary details about the topic with some images and maps. It includes several subjects of the Pilgrimage (eg., Status of the Hajj, the Ihram, other commandments, an appendix of some acts of Hajj according to the Fiqh-e-Hanafi, and maps of Masjid an-Nabawi and Jannatul Baqi.

I congratulate the writer of this book for bringing this guide for the readers, specially for the young generations, which was the need of the time.

We pray from Almighty Allah that your efforts don't go in vain and you get the results in the both world.

Aameen bijahe Taha wa Yaseen[sallallahu `alaihi wa sallam]

Hazrat Maulana Syed Shah Hussain Shaheedullah Basheer

Caliph of Hadhrat Abul Fida Prof. Dr. Mohammed Abdus Sattar Khan Naqshbandi Ex.

Head Department of Arabic, O.U.).

Director of Abul Fida Islamic Research Centre (AFIRC)

EASY HAJJ & UMRAH GUIDE

Hajj is Fardh (obligatory) with the following circumstances:-

- ✳ Muslim.
- ✳ Free.
- ✳ Sane.
- ✳ Adult.
- ✳ Healthy.
- ✳ Possession of extra wealth that suffices for transportation, provisions, and maintenance of one's family or other financial obligations till return.
- ✳ Women require a Mahram (unmarriageable kin).

Forbidden Deeds during Ihram:-

- ✳ Rafath (physical or verbal intimacy with one's spouse).
- ✳ Fusuq (sins).
- ✳ Jidal (argument).
- ✳ He/She should not kill game, nor point it out, nor direct to it.
- ✳ He/ She should not shave or cut their hair, nor cut their nails, wash their hair or beard with shampoo.

EASY HAJJ & UMRAH GUIDE

- ✴ He / she should not use perfume.
- ✴ Covering the face and wearing gloves are forbidden for the women during the Ihram.
- ✴ Men should not wear a sewn garments, nor a turban, nor a cap, nor a gown, no shoes that cover the entire feet and no socks. He should not cover his head, nor his face, he should not apply perfume.

Permissible Deeds during Ihram:-

- ✴ Performing ghusl, Prophet(May Allah send blessing and peace upon him) did Gusl on 9th Dhul Hijjah before going to Arafat.
- ✴ Taking shade under a house, or a canopy, wearing glasses or a watch.
- ✴ Tying a belt around his waist to carry money or belongings.
- ✴ Women may wear sewn clothing, shoes, and should cover their head.

EASY HAJJ & UMRAH GUIDE

Three Types of Hajj:-

- ✽ **HAJJ -E- TAMATTU':** - Doing Hajj and Umrah in different Ihram. Performing Umrah during the Hajj season and removing Ihram after Umrah and wear a new one on the Day of Tarwiyah (the pilgrim gets into the state of Ihram for Hajj) and he has to sacrifice also.
- ✽ **HAJJ -E-QIRAAN:** - It means to combine Hajj and 'Umrah. This means that the pilgrim should declare the intention to perform both Hajj and 'Umrah together with one Ihram, in this type of Hajj the pilgrim sacrifices an animal.
- ✽ **HAJJ -E- IFRAAD:** - Ifraad means that the pilgrim declares his intention for Hajj only. The pilgrim maintains his Ihraam up to the Day of Sacrifice. No animal sacrifice offering is required from him.

EASY HAJJ & UMRAH GUIDE

The Mawaqit

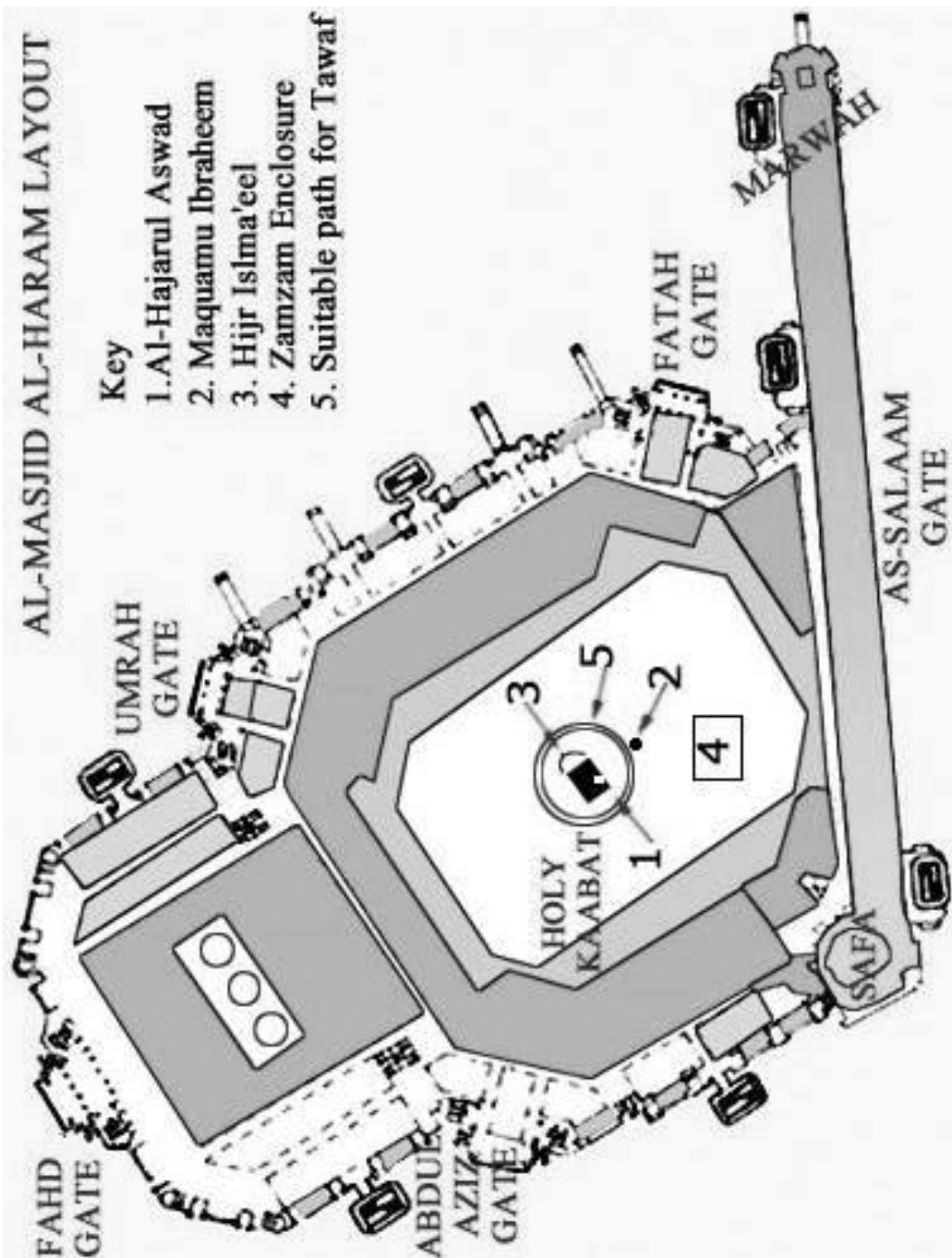
- ✽ The mawaqit which it is not permissible for a person who intends for Hajj or Umrah to pass except in the state of ihram are:
 - for the people of Madinah : Dhu'l-Hulayfah.
 - for the people of `Iraq : Dhatu-`Irq.
 - for the people of the Levant (al-Sham) : al-Juhfah.
 - for the people of Najd : Qarn al-Manazil.
 - for the people of Yemen : Yalamlam.
- ✽ If one entered ihram before these mawaqit, it is valid.
- ✽ The miqat of one whose dwelling-place is after the mawaqit, is al-Hill like Jeddah.
- ✽ The miqat of one who is in Makkah is the Haram for hajj and al-Hill for `Umrah.

EASY HAJJ & UMRAH GUIDE

AL-MASJID AL-HARAM LAYOUT

Key

1. Al-Hajarul Aswad
2. Maqamu Ibraheem
3. Hijr Isma'eel
4. Zamzam Enclosure
5. Suitable path for Tawaf



EASY HAJJ & UMRAH GUIDE

UMRAH

The 4 Pillars of Umrah:-

1. Ihram
2. Tawaf
3. Sa'y
4. Halaq/Qasr

1. Ihram from Meeqat:-

- ✳ Perform 2 rakaats of Ihraam, with the head and shoulders covered. Recite in the 1st rakaat Sura Al- Kafiroom' and in 2nd rakaat Al-Ikhlās. (mustahab)
- ✳ Males should remove their head cover and not cover the head until free from Ihraam. (fardh)
- ✳ Make intention for Umrah only and not Hajj.

اَللّٰهُمَّ اِنِّىْ اُرِيْدُ الْعُمْرَةَ فَيَسِّرْهَا لِيْ وَ تَقَبَّلْهَا مِنِّىْ

**(ALLAHUMMA INNI URIDUL UMRATA FA
YASSIRHA LI WA TAQABBALHA MINNI)**

'O Allah! I intend to perform 'Umrah. Make it easy
for me and accept it from me.

- ✳ Recite the following Talbiyah three times, audibly for males and in a low voice for females.

EASY HAJJ & UMRAH GUIDE

***LABBAYK ALLAHUMMA LABBAYK. LABBAYK
LA SHAREEKA LAKA LABBAYK. INNAL
HAMDA WAN IMATA LAKA WAL MULK LA
SHAREEKA LAK.***

I am present. O Allah I am present. You have no partner, I am present. Indeed all praise and bounty is for You and the entire universe. You have no partner.

- ✴ Remember that from now onwards you are in the state of Ihraam and all restrictions of Ihraam apply.

2. Tawaaf:-

- ✴ Enter Masjid Al-Haram, preferably from Babus Salaam with wudhu and recite;

بِسْمِ اللَّهِ وَالْحَمْدُ لِلَّهِ وَالصَّلَاةُ عَلَى رَسُولِ اللَّهِ - اللَّهُمَّ اغْفِرْ لِي ذُنُوبِي
وافتح لي ابواب رحمتك.

***BISMILLAAHI WALHAMDU LILLAAHI
WASSALATU WAS SALAMU 'ALA
RASULILLAH, ALLAHUMMAGHFIR LIDHUNUBI
WAFTAH LI ABWABA RAHMATIKA.***

(In the name of Allah, all praises are due to Him, and salutations on the Messenger of Allah. O Allah!

EASY HAJJ & UMRAH GUIDE

Forgive my sins and open for me the gates of Your mercy.)

- ✴ Stop reciting Talbiyah and make intention for Tawaaf of Umrah whilst standing on the direction of Kabah, facing Hajrul Aswad (Black stone).

- ✴ Recite:

اَللّٰهُمَّ اِنِّىْ اُرِيْدُ طَوَافَ بَيْتِكَ الْحَرَامِ فَيَسِّرْهُ لِيْ وَ تَقَبَّلْهُ مِنِّىْ سَبْعَةَ اَشْوَاطٍ لِلّٰهِ
تَعَالٰى عَزَّ وَ جَلَّ

**ALLAHUMMA INNI UREEDU TAWAF
BAITIKAL HARAMI FA YASSIRHU LI WA
TAQABBALHU MINNI SAB'ATA ASHWATIL
LILLAHI TA'ALA AZZA WA JALL**

- ✴ Kiss the Hajr al-Aswad or do the Istelam (by raising the hands with the palms facing the approximate height of Hajrul Aswad) and say 'Bismillahi Wa Allahu akbar' and it is Sunnah to kiss the hands without sound at the beginning of every round.
- ✴ Proceed with the Tawaaf and do Istilaam in every round.
- ✴ Perform *Raml* (Men are encouraged to perform

EASY HAJJ & UMRAH GUIDE

the first three circuits at a hurried pace) in the first 3 rounds and Idhtiba' (men have to uncover their right shoulder).

- ✴ While performing Tawaaf, recite whatever Du'a you remember. When you return to the Hajr Aswad, one round of Tawaf is completed. In this way, perform 7 rounds and keep performing Istelam.

- ✴ During the Tawaaf, between Yamani corner and Black Stone, recite

رَبَّنَا آتِنَا فِي الدُّنْيَا حَسَنَةً وَفِي الْآخِرَةِ حَسَنَةً وَقِنَا عَذَابَ النَّارِ وَأَدْخِلْنَا
الْجَنَّةَ مَعَ الْأَبْرَارِ - يَا عَزِيزُ يَا غَفَّارُ يَا رَبَّ الْعَالَمِينَ

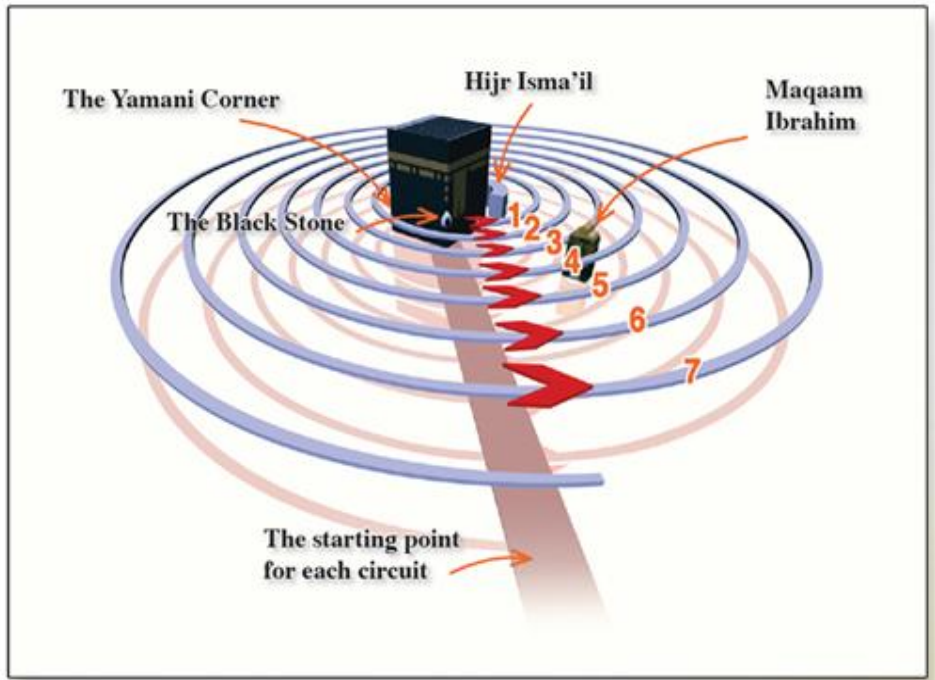
**RABBANA ATINA FID DUNYA HASANATAN WA
FIL AKHIRATI HASANATAN WA QINA AZABAN
NAAAR. WA ADKHILNAL JANNATA MA'AL
ABRAAR. YA AZIZU YA GHAFAR WAYA
RABBAL ALAMEEN.**

- ✴ After Tawaaf, perform two rakaats (according to Hanafi Fiqh this is Wajib) of Tawaaf preferably at Maqaam Ibraahim. (Due to overcrowding, do not push to pray there but pray elsewhere in Haram) . In the first Raka'at, recite Surah Al

EASY HAJJ & UMRAH GUIDE

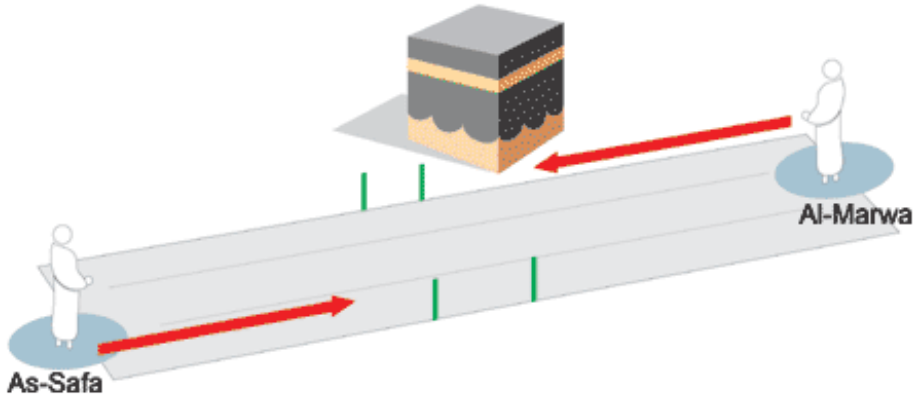
Kafiroon and in the second Raka'at, Surah Ikhlaas.

- ✳ Before going for Sa'y, do supplicate on Multazim (between door of Ka'bah and Black Stone) and make Istilaam of the Hajrul Aswad.



Drink the water of Zamzam as much as possible and make dua then go to Safaa for Sa'y.

EASY HAJJ & UMRAH GUIDE



3. Sayi':-

- * Proceed to Safaa to begin Sa'y.
- * Stand on the crop of the mount from where Ka'bah is visible, make dua.

اَللّٰهُمَّ اِنِّىْ اُرِيْدُ السَّعٰى بَيْنَ الصَّفَا وَالْمَرْوَةِ فَيَسِّرْهُ لِيْ وَ تَقَبَّلْهُ مِنِّىْ

**(ALLAHUMMA INNI URIDUS SA'YA BAINAS
SAFA WAL MARWAH FA YASSIRHU LI WA
TAQABBALHU MINNI)**

'O Allah! I intend to perform Sa'y. Make it easy for me and accept it from me.

- * Before starting at Safaa, recite verse 158 of Surah al-Baqarah:-

اِنَّ الصَّفَا وَالْمَرْوَةَ مِنْ شَعَائِرِ اللّٰهِ فَمَنْ حَجَّ الْبَيْتَ اَوْ اعْتَمَرَ فَلَا جُنَاحَ عَلَيْهِ اَنْ يَّطَوِّفَ بِهِمَا وَمَنْ تَطَوَّعَ خَيْرًا فَاِنَّ اللّٰهَ شَاكِرٌ عَلِيْمٌ

EASY HAJJ & UMRAH GUIDE

*INNAS SAFA WAL MARWATA MIN SHA'AIRIL
LLAH, FAMAN HAJJAL BAITA AWITAMARA
FALA JUNAHA ALAIHI AN YATTAWWAFU
BIHIMA, WAMAN TATAWWA'A KHAIRAN FA
INNALLAHA SHAKIRUN ALEEM*

- * Proceed to Marwah.
- * Safaa to Marwah is one round and back to Marwah from Safaa is two rounds. Continue seven rounds in this manner.
- * Men should lightly jog between the green lights and not the women.
- * Offering two rakaa'ts is Mustahab after Say'.

4. Halaq/ Qasr:-

- * Male must shave or cut the hair within the boundaries of Haram. (otherwise Damm (sacrifice of a goat or such animal) will be Wajib. Some people cut their hair in Jeddah, it is wrong, they have to slaughter an animal as Damm)
- * Halaq is better for the pilgrims If cutting (qasr), at least one inch of all the hair must be cut. (as

EASY HAJJ & UMRAH GUIDE

some people cut their hair some from here and some from there, it is not Qasr, by doing that they cannot come out of Ihraam.)

- ✴ Females must trim approximately one inch from the end of their hair plaits.
- ✴ You have now completed Umrah and you are out of Ihraam.
- ✴ While staying in Makkah, you can perform as many Tawaf as you want to and if you want to perform another Umrah, then you can wear your Ihraam from Masjid 'Aisha or at-Tan'eem, it is 5 miles away from al-Haram.
- ✴ On the 8th of dhul-Hijjah Make the intention for Hajj then go to Mina after entering in the state of Ihraam, but those who are doing Hajj-e-Qiran should of Ihram till the end of Hajj.



UMRAH GUIDE

1 - Ihraam - Before reaching Meeqat

- Remove unwanted hair, trim moustache, clip nails etc.
- Make full Ghusl (bath) or at least make Wudhu (ablution)
- Before reaching the Meeqat (boundary) put on the Ihraam clothes (2 white un-sewn sheets for men; and regular clothes for women). Women must not let any cloth touch their face whilst in the state of Ihraam.
- Pray 2 Rakats of Salaah - Avoid MAKROOH times. It is Sunnat to recite, Surah Kaafirun in the 1st rakat and Surah Ikhlaas in the 2nd rakat after Surah Fatiha.
- Make Niyat (intention) for Umrah in any language:

اَللّٰهُمَّ اِنِّيْ اُرْعِدُكُ التُّمْرَةَ فَارْزُقْهَا مِنِّيْ
 'Allahu inni ur'eduk tumarata fa yazuq' that I've wa-
 tered the date palm tree, so give me fruit from it.
 (In Arabic, I intend to perform Umrah; make it easy for me and accept from me)

f. Recite Talbiyah:

لَبَّيْكَ اَللّٰهُمَّ لَبَّيْكَ ، لَبَّيْكَ لَا شَرِيْكَ لَكَ لَبَّيْكَ ،
 اِنِّىْ الْحَمْدُ وَالْمُحَمْدُ لَكَ وَالْبُكْلُ لَا شَرِيْكَ لَكَ

"Labbayka Allaahuumma labbayk, labbayka laa shareeyka
 laa, labbayk, innal-hamda waa-ni-muda wal-mulk,
 laa shareeyka lak

(Here I am, O Allaah! Here I am, Here I am, You have no partner, here I am, Verily All
 praise and glorification of sovereignty, are Yours, You have no partner)

- Proceed to Majid al-Haram, recite the Talbiyah, then
 say 'Bismillah' and enter the Masjid al-Haram, enter
 with your right foot and recite Du'aa for entering the
 Masjid.
- On seeing the Ka'bah, say "Allahu Akbar, laa ilaha illallah"
- 3 times, recite Durood and make Dura'a facing the Ka'bah.

2 - Tawaaf

- Before proceeding to the starting point of tawaaf, corner
 with the Hajrah Aswad (black stone), uncover the right
 foot and say 'Bismillah' and enter the Masjid al-Haram, enter
 with your right foot and recite Du'aa for entering the
 Masjid.
- On seeing the Ka'bah, say "Allahu Akbar, laa ilaha illallah"
- 3 times, recite Durood and make Dura'a facing the Ka'bah.

"On Allah, I intend to perform Tawaaf; make it easy for me
 and accept it from me."

- Face the Ka'bah with your whole body and recite:

بِسْمِ اللّٰهِ اَللّٰهُ اَكْبَرُ وَلِلّٰهِ الْحَمْدُ

"Bismillahi, Allahu Akbar, wa ila ilahil hamd"
 (In the name of Allah, Allah is the greatest and the praise is to Allah)

- Touch and kiss the Hajrah Aswad. If you can not kiss or
 touch it, then you may kiss the ground in front of it. Allah
 and this softly kiss the pillars without making a sound
 This is called Islaam. Start your 1st circuit. Repeat
 "Bismillahi, Allahu Akbar" every time when starting a
 new circuit until all 7 circuits are complete.
- Men should walk briskly (Ramal) during the first 3 circuits.
- The remaining four circuits are done at a normal pace.
- Perform tawaaf for the 6th time to finish.
- During Nail Tawaaf, ONLY if possible face your head
 towards the Ka'bah and touch the Yamani corner with the
 right hand (this corner is Hajrah Awwad) and say
 "Bismillahi, Allahu Akbar" 7 times. When in
 Ihraam this is NOT done due to it applied there.

①



Maqam-e-Ibraheem

②

Zam Zam Water Taps



③ Mount Safa



Green Lights
 The following Du'aa may be recited
 to Allah, grant us goodness in this world, and goodness in the hereafter, and save
 O Lord! Forgive me and my family, Mary! You are
 all powerful and most Gracious.

Mount Marwah



④



4 - Shaving head/Trimming hair

- After completing Sa'ee, Men should shave off their hair
 (Halaq) or trim a minimum of 1 inch of the hair evenly all
 over (Qasr). Qasr is only permissible if your hair is more
 than 1 inch long - Women should gather the hair together
 and trim about 1 inch of the end of their hair, themselves.
 Men's barber shops can be found in many places outside
 Haram.
- Make Du'aa as possible.

REMOVE IHRAAM CLOTHES - UMRAH NOW COMPLETE.

3 - Sa'ee

- Proceed to Mount Safa and make Niyat (intention) of
 Sa'ee (this can be done in any language)
- Ascend Mount Safa, face the direction of the Ka'bah and
 recite 'Bismillah' and enter the Masjid al-Haram, enter
 with your right foot and recite Du'aa for entering the
 Masjid.
- On seeing the Ka'bah, say "Allahu Akbar, laa ilaha illallah"
- 3 times, recite Durood and make Dura'a facing the Ka'bah.
- Proceed to Mount Marwah.
- Make Du'aa, Dhikr etc. along the way.
- Men (only) should jog / quicken their pace between the
 set of green lights - you may recite the Du'aa above.
- When reaching the other Mount, again make Du'aa facing
 the direction of Ka'bah.
- Going from one Mount to the other is counted as One
 circuit, back to Safa - Go 7 times in total between Safa and
 Marwah repeating steps a-f & a (above)
- Finish the 7th circuit at Marwah and make Du'aa.



EASY HAJJ & UMRAH GUIDE

STARTING OF HAJJ

8th Dhul Hijjah (Yawm At-Tarwiyah)

Before Fajr Salaah :-

- 1) Removed unwanted hair, clip nail, perform ghusl or at least Wudu, wear the sheets of Ihraam and pray two Rakaats.
- 2) Recite Talbiyah (Labbaik Allahumma labbaik...) making intention of Hajj.
- 3) Leave for Mina after sunrise. (But nowadays due to the vast number of pilgrims, the guides start to locate everyone to their tents in Mina starting from late after Isha, buses carry on arriving in Mina throughout the entire night).
- 4) Fajr. (If you arrive early in Mina).
- 5) Zuhr, Asar, Maghrib, Isha. (If you are traveller then do the Qasr (two rakaa't instead of four) if you are praying individually, otherwise pray complete prayer with Imam.)
- 6) Spend your time in Ibadah in Mina.

EASY HAJJ & UMRAH GUIDE

9th Dhul Hijjah (Yawm Al-Arafah)

In Mina:-

- 1) Fajr. Do the Zikr until sunrise.
- 2) Leave for Arafat after sunrise.

In Arafat :-

- 1) Dhuhr and Asr will be prayed together with one Adhan. Do the Zikr as much as possible, supplicate and try to climb to Jabl-e- Rahmat as the Prophet (May Allah send blessing and peace upon him) did climb for the supplication. He supplicated the following duas mostly on the Day of Arafaat:-

LA ILAHA ILLALLAHU WAHDHU LA
SHAREEKA LAHU LAHUL MULKU WA
LAHUL HAMDU BIYADIHIL KHAIR .
WAHUWA ALA KULLI SHAIIN QADEER

OR

ALLHUMMAJ AL FI QALBI NOORA WAFI
SAMI' NOORA WAFI BASARI NOORA .
ALLAHUMSHRAH LI SADRI WA YASSIRLI
AMRI . WA A'UZUBIKA MIN WASAWIS

EASY HAJJ & UMRAH GUIDE

SADRI WĀ SHATĀTIL ĀMRI WĀ FITNĀTIL
QABRI, ALLĀHUMMA INNI A'UZUBIKA MIN
SHARRI MĀ YĀLIJU FIL LAILI WĀ SHARRI
MĀ YĀLIJU FIN NAHARI WĀ SHARRI MĀ
TAHUBBU BIHIR REEHU WĀ SHARRI
BAWĀIQID DAHRI.

- 2) Cannot leave boundaries of Arafah before sunset.
- 3) Leave for Muzdalifah after sunset without praying Maghrib.

In Muzdalifah :-

- 1) Pray Maghrib and Isha at Isha time or whenever he reaches.
- 2) Collect 70 pebbles at Muzdalifah and a few extra.
- 3) Stay overnight in Muzdalifah (Sunnah until Subh Sadiq) praying and glorifying Allah, the almighty, or you can sleep.
- 4) Pray Fajr in Muzdalifah, spend some of your time in Zikr of recitation of Quran until sunrise, then move to Mina for Rami.

EASY HAJJ & UMRAH GUIDE

10th Dhul Hijjah (Yawm Al-Nahr)

In Muzdalifah:-

- 1) Pray Fajr and leave for Mina a little before sunrise.

In Mina:-

- 1) Ramy (Wajib) of the Big Jamarah. Masnoon time is from sunrise till zawal. It is permissible after Zawal until Maghrib and Makrooh after Maghrib. After Maghrib it is allowed in necessity only.
- 2) Stop recital of Talbiyah when pelting the first pebble, on 10th of Dhul Hijjah we have to pelt the BIG Jamarat (sahyatan) only.
Recite at the time of Rami (pelting stones):-

**BISMILLAHİ ALLAHU AKBAR RAḠHMAL
LISHAITAANI WĀ RIDHĀL LIRAHMAAN**

After finishing with Rami recite the following:

**ALLAHUMMAJ ALHU HAJJAM
MABROORA WĀ ZANBAM MAGHFOORA
WĀ SA'YAM MASHKOORA**

EASY HAJJ & UMRAH GUIDE

- 2) Sacrifice an animal, it is compulsory for the pilgrims who are doing Hajj-e-Tamattu' and Hajj-e-Qiran, it is not compulsory for the person who is doing Hajj-e-Ifraad.
- 3) Shave or trim the hair (wajib), shaving is better than trimming.
- 4) Now you are free from the restrictions of Ihraam and can dress into normal sewn clothes and the head can be covered but sexual relations between the husband and wife are not permissible.
- 5) Leave for Makkah for Tawaf az-Ziyarah.
- 6) It is Wajib to maintain the sequences in between the above acts, like Ramy ⇒ Sacrifice ⇒ Shaving ⇒ Removing Ihram ⇒ Tawaf-e-Ifadhah (Tawaf-e-Ziyarah).

EASY HAJJ & UMRAH GUIDE

10th Dhul Hijjah (Yawm Al-Nahr)

In Makkah:-

- 1) Tawaaf of Ziyaarah (Fardh) with Raml (sunnah) even in normal dress. Do Idhtiba (sunnah) as well if you are still wearing the clothes of ihram.
- 2) Menstruating women should delay Tawaaf Ziyaarah until clean.
- 3) Perform Sa'y (wajib) as mentioned under Umrah, if you have not performed before going to Hajj. It is permissible for the pilgrim to do Sa'y before going to Mina on 8th Dhul Hijjah, but he has to do it with a Nafil Tawaf with Ramal and Idhtiba' in the state of Ihram.
- 4) Now even sexual relations are permissible.
- 5) Return to Mina.
- 6) It is recommended to spend the night in Mina. Perform all Salahs on time.
- 7) No other rite.

EASY HAJJ & UMRAH GUIDE

11th Dhul Hijjah in Mina

In Mina:-

- 1) Rami (pelting) of all three Jamarat (wajib) after zawal until Maghrib -sequence small to big. Makrooh after Maghrib.
- 2) Mustahab to make Dua after pelting the small and middle Jamarat.
- 3) All prayers on time
- 4) Do the Tawaf-e-Ziyarah if you have not completed on 10th Dhul Hijjah.

12th Dhul Hijjah in Mina

In Mina:-

- 1) Rami (pelting) of all three Jamarat (wajib) after zawal until Maghrib -sequence small to big. Makrooh after Maghrib.
- 2) Mustahab to make Dua after pelting the small and middle Jamarat.
- 3) You may leave for Makkah before sunset. If one stays in Mina after the sunset then the Rami of the Jamarat as mentioned

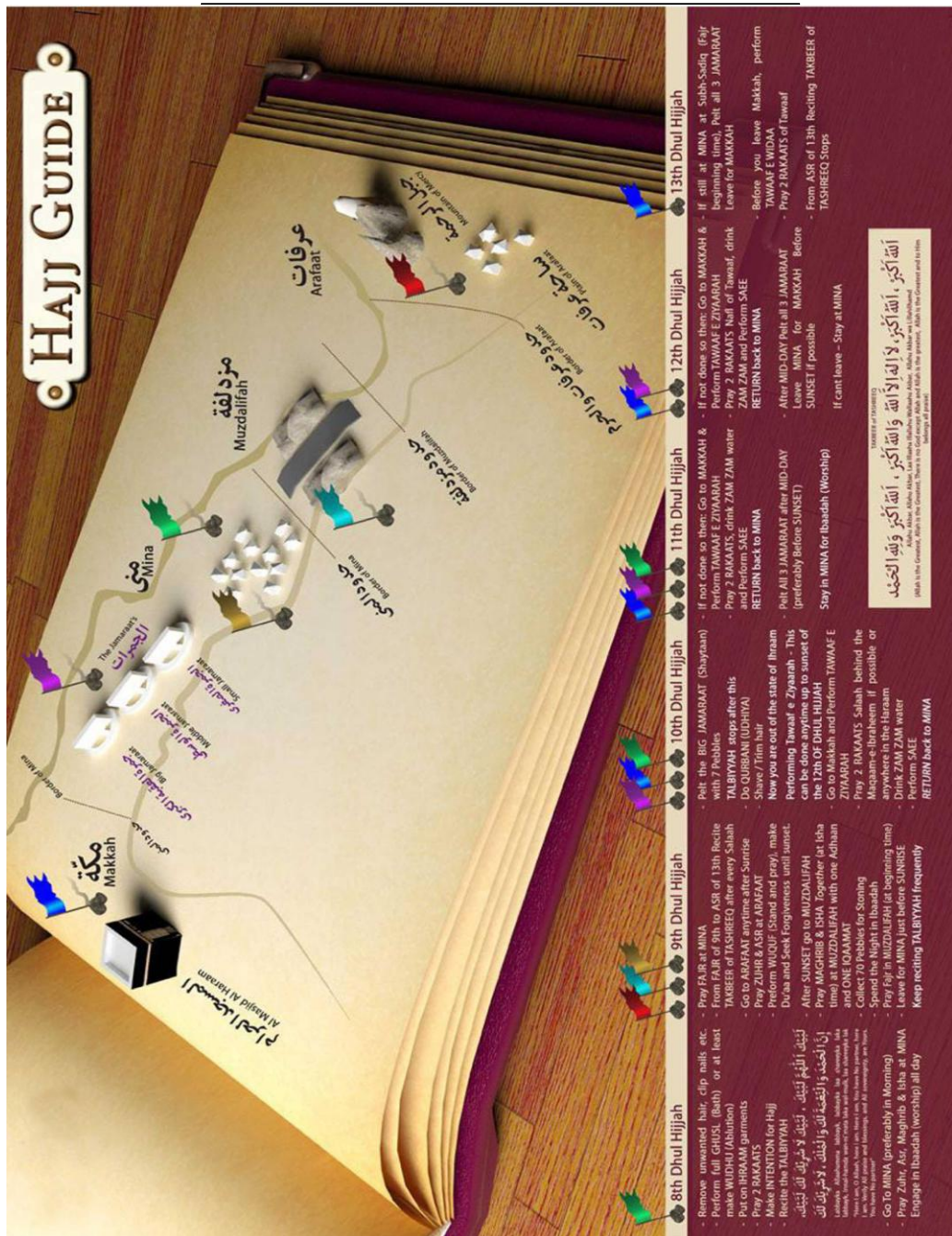
EASY HAJJ & UMRAH GUIDE

above will be wajib on the 13th Dhul-Hijjah as well. Follow the same procedure of Ramy as mentioned above.

- 4) Perform Tawaaf Al-Widaa (Wajib) before departing Makkah. It is wajib for the Aafaqi (who doesn't live within the city of Makkah or Hill).



Hajj Guide



TABLET OF TAHA (102)

اَللّٰهُ اَكْبَرُ ، اَللّٰهُ اَكْبَرُ ، لَا اِلٰهَ اِلَّا اللّٰهُ وَاللهُ اَكْبَرُ ، اَللّٰهُ اَكْبَرُ وَبِلهِ التَّحْمِيْدِ

Alahu Akbaru Akbaru, La ilaha illa Allahu, Allahu Akbaru, Allahu Akbaru wa bihi t-tahmid

[Allah is the Greatest, Allah is the Greatest, There is no God except Allah and Allah is the greatest, Allah is the Greatest and to Him all praise be ascribed.]

EASY HAJJ & UMRAH GUIDE

Acts of Hajj according to Hanafi school of Fiqh

1. Recital of talbiyah adjacent to ihram.		<i>wajib</i>
2. Bath for ihram		<i>Sunnah</i>
3. Perfume for ihram		<i>Sunnah</i>
4. Intention for Tawaf		<i>Condition</i>
5. Start from Hajar Aswad		<i>Wajib</i>
6. Walking counter clockwise		<i>Wajib</i>
7. Walking for the abled		<i>Wajib</i>
8. Free from both hadath		<i>Wajib</i>
9. Clean body, clothes & place		<i>Sunnah</i>
10. Around Hatim		<i>Wajib</i>
11. Istilam		<i>Sunnah</i>
12. Ramal		<i>Sunnah</i>
13. Idhtiba'		<i>Sunnah</i>
14. 2 Rakat tawaf		<i>Wajib</i>
15. Intention for sa'y		<i>Wajib</i>
16. Jog between green mile lights		<i>Sunnah</i>
17. Dua at Safa & Marwa		<i>Sunnah</i>
18. Spend night in Mina night		<i>Sunnah</i>

EASY HAJJ & UMRAH GUIDE

of Arafa		
19. Combine Maghrib & Isha at Muzdalifa		<i>Wajib</i>
20. Sequence between ramy, dhabh & halq		<i>Wajib</i>
21. Not to delay ramy till night		<i>Sunnah</i>
22. To spend night at Mina 10, 11, 12		<i>Sunnah</i>
23. Tawaf wida'		<i>Wajib</i>



ABUL FIDA ISLAMIC RESEARCH CENTRE

EASY HAJJ & UMRAH GUIDE

VISITING MADINAH MUNAWWARAH



Visiting the Blessed Rawdah of Prophet Sallahu Alaihi Wasallam in the Ahadeeth:-

من زار قبري وجبت له شفاعتي

“Whoever visits my grave, my intercession is guaranteed for him.”

[al-Sunan al-Daraqutni (2:278) al-Kuna wa al-Asma' al-Dulani (2:64), Majma' al-Zawaid Haythami (4:2), al-Talkhis al-Habir Ibn Hajar al-Hafiz (2:267), Kanz al-'Ummal (15:651), Jadhb al-Qulub – Shaykh 'Abd al-Haq al-Dehlwi al-Muhaddith (204)]

EASY HAJJ & UMRAH GUIDE

**من جاءني زائراً لا تحمله حاجة إلا زيارتي كان حقاً علي أن
أكون له شفيعاً يوم القيامة**

“Whoever visits me without any avowed purpose other than my visit, it is incumbent upon me to be his intercessor on the Day of Resurrection.”

Al-Tabarani in al-Awsat and al-Kabir (12:291) and al-Daraqutni and Majma' al-Zawa'id al-Haythami (4:2) and Ittihaf al-Sa'dah al-Muttaqin Sharh Ihya' 'Ulum al-Din al-Zubaidi (4:416) and Tafsir al-Durr al-Manthur al-Suyuti (1:237)

من حج فزار قبري بعد وفاتي فكأنما زارني في حياتي

“Whoever makes pilgrimage then visits me after my death it is as if he visited me in my life.”

Al-Tabarani in al-Kabir (12:310) and al-Daraqutni (2:278) and al-Baihaqi in his al-Sunan al-Kubra (5:286) and in Mishkat al-Masabih Tabrezi (2756) and in al-Jami' al-Saghir Suyuti (2:523) and Jadhb al-Qulub - 'Abd al-Haq Dehlwi (205) and Majma' al-Zawaid Haythami (4:2)]

عن أنس بن مالك ، عن النبي صلى الله عليه وسلم قال : مَنْ صَلَّى فِي مَسْجِدِي أَرْبَعِينَ صَلَاةً لَا تَفُوتُهُ صَلَاةٌ كُتِبَ لَهُ بَرَاءَةٌ مِنَ النَّارِ وَبَرَاءَةٌ مِنَ الْعَذَابِ ، وَبِرِّي مِنَ النِّفَاقِ . رواه أحمد والطبراني في الأوسط .

Anas ibn Malik (may Allah be pleased with him) from the Prophet (peace and blessings of Allah be upon him), who is reported to have said, "Whoever prays forty prayers in my Mosque, missing no prayer, it will be recorded that he is safe from the Fire, is saved from punishment and is free of hypocrisy." narrated by Ahmad (12173)

- As for visiting the Prophet's grave it is permissible and praiseworthy in Islam according to the massive majority of the scholars of Ahl al-Sunnah wal Jama'at, as the following translated excerpts establish beyond doubt. In his reference book for the fiqh of the four School entitled al-Fiqh `ala al-Madhahib al-arba`a (p. 711-715), `Abd al-

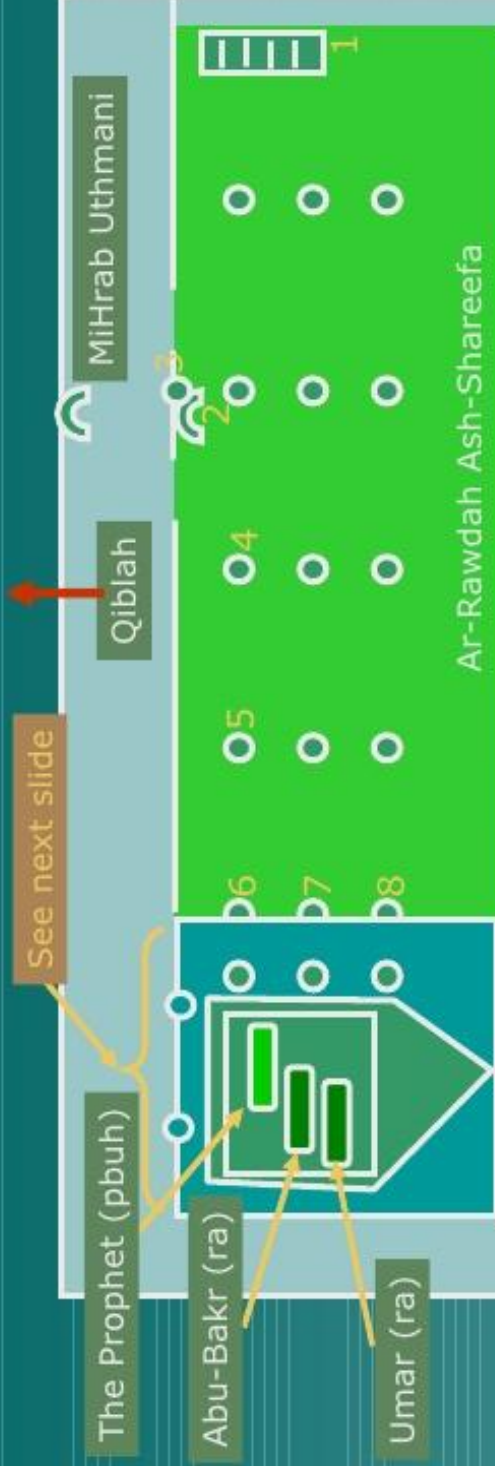
EASY HAJJ & UMRAH GUIDE

- Rahman al-Jaziri writes at length about the many benefits of visiting the Prophet's grave and of the importance of the visit. *"He says that it is among the great actions which Islam, the pure religion, encourages. He also says that it not a secret that that visiting the Prophet's grave is more beneficial to those endowed with understanding (ulu al-albab) more than any other experience."* He cites many sayings on the recommended acts of the visit and its proper adab:
- *Let the visitor imagine the Prophet's magnificent and generous form, as if he is sleeping in his grave, knowing him (the visitor) and hearing his words. Only then does he say: Peace be upon you, O Messenger of Allah... and the visitor conveys to the Prophet the greetings of those who asked him to send Salam to to the Prophet, so he says: Peace be upon you, O Messenger of Allah, from [name of person] the son of [name of parent] who seeks shafa'a (intercession) with you to your Lord, therefore ask for his shafa`a.*

EASY HAJJ & UMRAH GUIDE

- A person should forward the greetings of the people who have asked him to do.□
- He should first go the Masjid an Nabawi and pray, preferably in the Riyadh ul-Jannah - the Prophet (May Allah send blessing and peace upon him) has explained this to be the area between his house and pulpit.
- Then he should approach the blessed grave of the Prophet (May Allah send blessing and peace upon him), stand respectfully and give greetings to the Prophet (May Allah send blessing and peace upon him), Abu Bakr (Radhi Allahu Anhu), and Umar (Radhi Allahu Anhu).
- He should forward the greetings of the people who have asked him to do.
- Visit Jannat al-Baqi Ash- Shareef

Map of the Prophet's Masjid




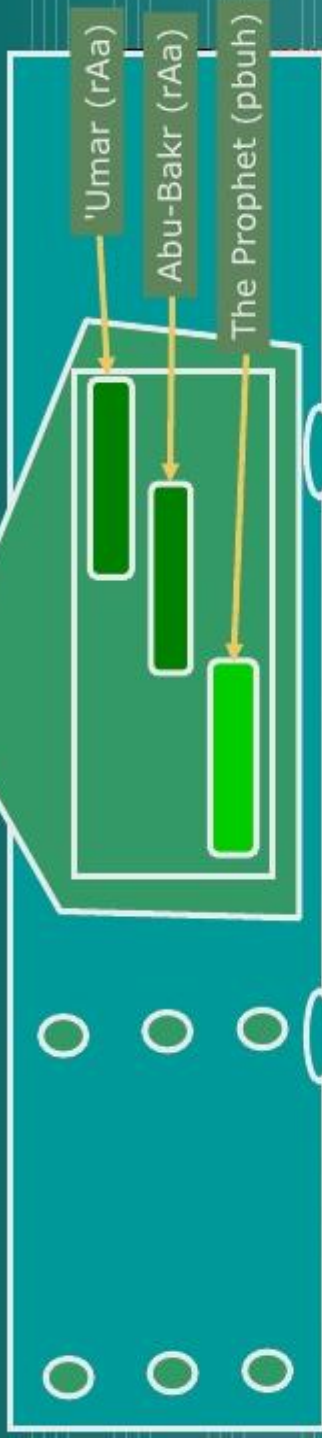
Bab Jibreel

As-Suffah

Bab An-Nisaa'

1. The Minbar (pulpit) of the Prophet (pbuh)
2. The MiHrab of the Prophet (pbuh)
3. The Perfumed Pillar (Al-Mukhallaqah)
4. Pillar of 'Aisha
5. Pillar of Repentance (at-Tawbah)
6. Pillar of the Bed (As-Sareer)
7. Pillar of the Guards (al-Haras)
8. Pillar of the Delegations (al-Wufood)

The Prophet's Tomb



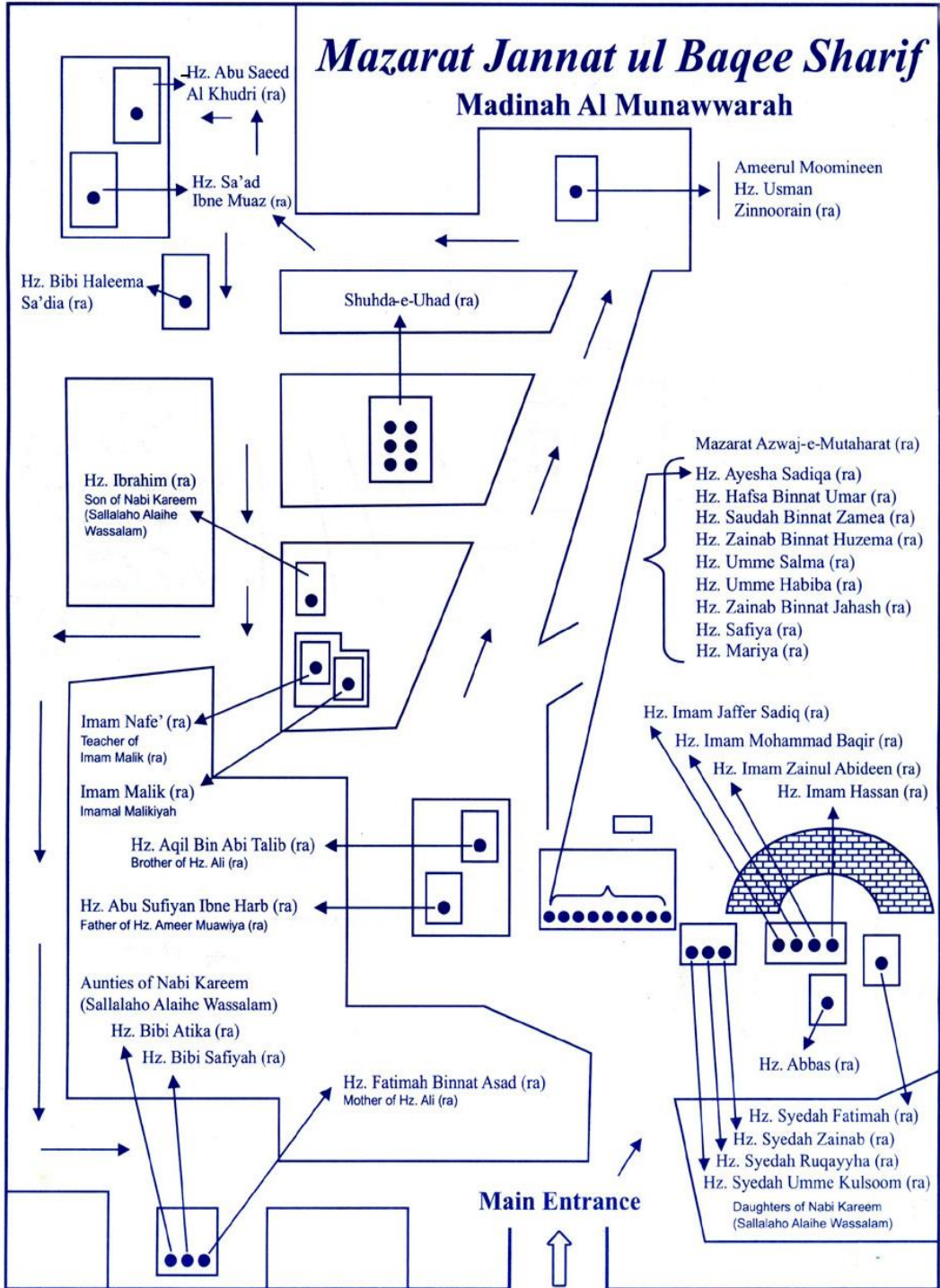
The Prophet (pbuh)

Abu-Bakr (rAa)

'Umar (rAa)

Mazarat Jannat ul Baqee Sharif

Madinah Al Munawwarah



EASY HAJJ & UMRAH GUIDE

Selected Bibliography

1. Ahl-e-Khidmaat-e- Shari'ah
2. How to perform 'Umrah by Mufti Hafidh Syed Ziauddin Naqshbandi Qadri , Professor Islamic Law, Jamia Nizamia.
3. The Hajj & Umrah Manual Guide to Hajj & Umrah using the classical Hanafi text: Nur al-Idah.
4. The Book of Hajj by Abu Yusuf Riyadh ul Haq.
5. Rehnuma-e-Hajj Aur 'Umrah by Talal Ahmed al-'Aqeel
6. Rafeeq -e-Hajj by Mufti Mohammed Rafi' Uthmani.
7. Maps, images and graphics are taken from Internet and following websites.

www.islamicposters.co.uk

www.slideshare.net

www.rahat.in

www.haqbat.com